



## Black Women of the WCTU

An online database documenting Black women's involvement in the WCTU

# WCTU Archives Summer 2022 Project Report

by Adam Raczkowski, Intern/Project Manager

### Table of Contents

<i>Project Description and Executive Summary .....</i>	<i>2</i>
<i>Executive Summary.....</i>	<i>2</i>
<i>Prelude: Pilot Projects 1 and 2 (2021-2022).....</i>	<i>3</i>
<i>Pilot Project #3 (Summer 2022): Goals .....</i>	<i>4</i>
<i>Pilot Project #3 (Summer 2022): Results.....</i>	<i>4</i>
<i>Pilot Project #3 (Summer 2022): Personnel .....</i>	<i>4</i>
<i>Goal 1: Expanding the Database: Focus on the Illinois WCTU.....</i>	<i>5</i>
<i>Goal 2: Improving the Data Collection Process.....</i>	<i>5</i>
<i>Goal 3: Exploring Crowdsourcing .....</i>	<i>6</i>
<i>Goal 4: Exploring Collaborative Relationships.....</i>	<i>7</i>
<i>Goal 5: Building Awareness of the Project .....</i>	<i>7</i>
<i>Goal 6: Explore Possible Data Repositories .....</i>	<i>8</i>
<i>Appendix 1: Screen Shots of Excerpts from the Illinois Database .....</i>	<i>9</i>
<i>Appendix 2: Visualizations based on the Illinois data.....</i>	<i>11</i>
<i>Appendix 3: Demographic Research.....</i>	<i>14</i>
<i>Appendix 4: Search Tips for ancestry.com .....</i>	<i>15</i>
<i>Appendix 5: Race and the US Census.....</i>	<i>16</i>
<i>Appendix 6: Examples of Crowdsourcing and Digital History Projects.....</i>	<i>17</i>
<i>Appendix 7: Crowdsourcing Recommendations .....</i>	<i>18</i>
<i>Appendix 8: Data-Gathering Guide .....</i>	<i>20</i>
<i>Appendix 9: Paper Data Collection Form.....</i>	<i>28</i>
<i>Appendix 10: Acknowledgements .....</i>	<i>29</i>

## Project Description and Executive Summary

Building on the success of our digital project, [Truth-Telling](#), which examines in depth the conflict between Frances Willard and Ida B. Wells, the Frances Willard House Museum and Archives has recently begun a new project, “Black Women of the WCTU: A Research Database,” to document the lives and work of the many Black women who have been involved in the Woman’s Christian Temperance Union. Founded in 1874, the WCTU was at one time the largest women’s organization in the U.S. Black women have been active participants in the WCTU since the 1880s as members, as leaders at the local and national level, and as critics as well as supporters. Meanwhile, these women were also involved in suffrage, in their churches, in education, and in organizations such as the National Association of Colored Women’s Clubs (NACWC). A few are well-known—including F.E.W. Harper and Lucy Thurman—but there were so many more. As the lives of less well-known women activists began to be uncovered during the Suffrage Centenary and through BLM activism, the role of Black women within the WCTU remains unexplored—until now.

Our long-range goal is ambitious: to gather specific data (names and locations) from WCTU and collateral sources for every state in the US, using volunteers for onsite and crowdsourced gathering. The Frances Willard House Museum & Archives holds information on Black women’s activism in extensive records that we are mining. We are also searching outside sources (many of which are digitized, including historical newspapers and census records) to amplify the dataset, and seeking other collections of WCTU materials to fill in gaps in our records. Although we will include some contextualization (such as bibliographies), we see this project as a research resource, rather than a site of storytelling and analysis. The primary deliverable for the new project is a database of individuals’ names and of Union locations. In short, we seek to create the materials with which historians and scholars, especially those with interest in the digital humanities, can develop and expand the story of these interconnected women’s networks, bringing new information to the history of Black women in the US.

## Executive Summary

This report mainly documents the goals, processes, and results of our Summer 2022 projects, known as Pilot Project #3. The report begins with a summary of the two initial pilot projects, undertaken in Spring/summer 2021 and spring 2022. These projects helped us develop successive versions of a spreadsheet to collect the data, locate the initial set of sources, and determine what data we wanted to gather. Ease of use for the data entry and accurate citation for the sources were high priority. The decentralized nature of the organization means that there are no master-lists of members; records at the national and state levels listed the leaders—department heads and officers at the national, state, and individual union level—but not the members of each union. Nor is it always easy to identify the Black unions or the Black women in integrated unions: race is usually not mentioned explicitly. The process of sifting the information in the records is fairly slow, but with much experimentation, more experience, and the feedback of our volunteer researchers, we have produced extensive guidelines to make the data gathering efficient, consistent, and substantive. With the almost-completion of Pilot Project 3, where we focused on extracting information from all the unions in one state—Illinois—we are coming to a point where we can expand, confident that we have come up with viable methods.

In this report on Pilot project 3, we have gone into detail about the summer’s work, including the results but also explaining the goals in detail, and providing a number of appendices to illustrate and describe the work done.

## Prelude: Pilot Projects 1 and 2 (2021-2022)

### **Pilot Project #1: Spring/summer 2021, Getting started, basic sources**

- Results: 500 individual names, 30+ Black unions identified.
  - Coverage: United States
  - Sources: WCTU National reports, Annual Handbooks, current bio files
  - Researchers: E. Schmidt, A. Perkins
- Established a basic spreadsheet format (revised twice)

### **Pilot Project #2, Spring 2022: State-level Data-gathering**

- Coverage: Four states: Illinois, North Carolina, Georgia, Washington DC.
- Results: 270 additional names + collateral information about Black WCTU activities in the four states
- Loyola Public History Students
- Lessons learned: Important to understand WCTU organizational structure; Google Form was too complicated, too many clicks and steps,

Goal: Testing methods for crowdsourcing WCTU and digital sources with class of Loyola Public History grad students, on- and off-site. Four groups (4-5 students apiece) focused on data from one state or district: Sources were mainly WCTU State annual reports/meeting minutes, with some exploration of historical newspapers and other digitized sources for amplification and verification, as time permitted. The results of their projects were published as draft websites.

Adam Raczkowski designed a Google Form to allow the Loyola students to enter their findings which could then be compiled and retrieved at will as a Google Sheet. The Google Form format was chosen because it would enable uploads of files and images as well as data, allowing future researchers access to these sources.

The Loyola student project was generally successful in producing results, and very informative for us as to methodology, especially as a “prequel” to incorporating crowdsourcing into our data-gathering plans. It was clear that the Google Form did not work as envisaged. Students delayed uploading information into the form until the end of the semester, making progress hard to track. The students reported that the form was cumbersome and not conducive to rapid data entry.

In debriefing discussions, we agreed that the data collection process needed to be improved before the 2022 Summer Project began. Raczkowski and Olson collaborated on a new data collection format, dubbed Database 3.0, that was essentially an updated version of the original excel spreadsheet file used during the summer of 2021 (Database 1.0). Database 3.0 incorporated some of the innovations of the Google Form used by the Loyola students (Database 2.0) but in a much more user-friendly way.

## Pilot Project #3 (Summer 2022): Goals

The goal for the 2022 Summer Project was to materially advance the Black Women in the WCTU database project by:

1. Expanding the database
2. Improving the data collection process
3. Exploring crowdsourcing as a means of growing the database with archival sources unavailable in the WCTU archives
4. Exploring collaborative relationships with potential partners
5. Building awareness of the project
6. Exploring possible data repositories

## Pilot Project #3 (Summer 2022): Results

Pilot Project #3, Summer 2022: Focus on Black leaders in the Illinois WCTU

Goal: Continuing work started by one of the Loyola group projects (described above).

Sources: The WCTU Archives has a full run of annual reports from the Illinois WCTU, as well as additional reports from Cook County specifically, augmented by searches in IL historical newspapers, Ancestry, and from local library/historical society sources.

Structure: Creation of “Database 3.0” for data gathering by multiple gatherers. we decided to go back to a spreadsheet entry—where gatherers enter data directly into a shared Google sheet. Results are collated by the Project Manager.

Demographics: to help determine where Black unions were most likely to be located at different times. Using the US Census data from 1880-1940, and the social sciences platform Social Explorer, Project Manager mapped racial makeup of Illinois counties over time

Results: 415 Illinois names added; 61 Illinois Unions identified (See Appendix 1 for screenshot excerpts of the Illinois Names and Unions spreadsheets, Appendix 2 for visualizations based on the data collected, and Appendix 3 for an example of demographics research.)

## Pilot Project #3 (Summer 2022): Personnel

- Janet Olson, Archivist, WCTU Archives – Project Leader
- Adam Raczkowski, University of Chicago Grad Global Impact Intern – Project Manager and Data Registrar
- Karl Bullock, Northwestern University Chicago Humanities Institute Intern (PhD student, Rhetoric & Public Culture)– Researcher
- Chloe Rybacki, Niles North High School, Volunteer – Researcher
- Liz Morris, Volunteer – Researcher

Total on-site hours per week: 24; approximately 12 weeks

## Goal 1: Expanding the Database: Focus on the Illinois WCTU

It made the most sense to capitalize on the recent work of the Loyola University graduate students and continue the work they had begun, but to focus on and complete the data gathering for one of the four states. The Illinois WCTU records in the Archives stood out as the most complete set of state holdings. Additionally, the focus on local history would hopefully help attract the interest of other Chicago-area and Illinois-based organizations such as the Shorefront Legacy Center and the Black Metropolis Research Consortium.

The Loyola student group had gone through the Annual Reports of the Illinois WCTU from 1874 to 1896, so the summer researchers set to work on the IL WCTU Annual Reports beginning with 1897, with a goal of ending at 1950.

Olson had drawn up a research guide on how to find records of Black women in the WCTU Annual Reports, in other WCTU records, and in outside primary and secondary sources. Starting with the Loyola student groups, researchers were trained to use this guide, which includes a Style Guide created by Raczkowski. The style guide reflected the needs of a .csv file, a common method of sharing files that can be read by almost all spreadsheet, database, and quantitative programs. (The Research & Style Guide can be found in Appendix 8).

As of August 31, 2022, 415 names and the location of 61 Black Unions had been added to the database.

Secondary to the collection of names and location of Unions is confirming the race of the women found in the research, since race is often not specifically mentioned in reports, and often white women would be superintendents even for Black unions. The primary method for confirmation was the US Census, mostly through [ancestry.com](#), to search for the women listed in the Annual Reports. The census records had their own limitations (see the guides in Appendices 3 and 4), slowing down the work, but steady progress was made as researchers became more adept at interpreting the records.

## Goal 2: Improving the Data Collection Process

As mentioned above, Database 3.0 had been designed to improve the data collection process. As research progressed throughout the summer, the researchers found additional ways to improve the process.

Feedback led to the revision of the Race Confirmation column of the database. The previous choices for the column had been "Yes/No/Unknown." The revised choices were more nuanced and relevant: "African American/Possibly African American/Likely Not African American/Unconfirmed." This revision made searching the US Census to confirm a woman's race more focused, allowing researchers to indicate whether a woman was associated with a known Black union ("African American") or a union presumed to be a Black union ("Possibly African American").

Additionally, we began to track membership numbers (from the WCTU Treasurer's reports) to help understand the ebb and flow of union membership and longevity (or lack thereof).

We had hoped that the many digitized historical Black newspapers now available at the national and state level would be a rich source of names of Black members of the WCTU. An intern with research experience and training as a journalist undertook the task of exploring online archives of Illinois and national Black newspapers, searching for references to the WCTU. He devoted two entire archive days (about 8 hours total) to newspaper research, and was able to add 9 names to the database. The same amount of time searching Annual Reports typically yielded dozens of names. With regret, it was determined that the return on investment was too low to justify continued resource allocation to the task. The historical newspapers for states other than Illinois, and national newspapers, will remain in the research toolkit.

It was found, however, that the newspaper search could help confirm the race of women named in the Annual Reports. For example, Eva T. Dean, an IL Superintendent of Work Among Colored People in the 1920s, was mentioned 51 times in historic Black newspapers available through the Readex and the Chronicling America online databases. Thus, online databases of Black newspapers can be a useful tool for confirming race for names already in the database, but a time-consuming method for adding new names.

The search process revealed the differing ways in which the census has recorded race over the time (the guide drawn up to track the changing recording of race in the US Census can be found in Appendix 4).

When a researcher noted that Black unions in Cook County Illinois seemed to disappear in the 1930s, Raczkowski found that the Cook County branch of the Illinois WCTU had also produced some of its own records and reports. The Compendiums (directories of Cook County unions and officers, dating from 1930-1951) made it possible for Raczkowski to draw up a list of Black Unions in that important county.

### Goal 3: Exploring Crowdsourcing

Since the WCTU Archives does not have complete sets of state-level Annual Reports for every state, it will not be possible to complete the Black Women in the WCTU database project without going beyond the resources in our repository. In addition, the limitations of time and staff at the WCTU make progress in the extensive existing resources slow. Therefore, some form of crowdsourcing of research efforts is vital to the future of the project.

Similar digital history projects have been successful in harnessing the power of crowdsourcing: the University of Pennsylvania's Center for Black Digital Research's [Douglass Day transcribe-a-thons](#) or [Black Women's Organizing Archive](#); [The Maryland Loyalism Project](#); and [Slave Streets, Free Streets](#) (See Appendix 5 for examples of crowdsourcing projects and similar digital history projects).

The challenge for the Black Women in the WCTU project is that unlike the CBDR, we are trying to crowdsource research, not transcription. While transcription crowdsource projects certainly require training, such training is relatively straight forward and often focused on transcription technology. Research for a data project involves nuance and judgment, which can be harder to train, especially at a distance. In light of these challenges, a pilot project was designed to test the feasibility of crowdsourcing.

Raczkowski searched the ArchiveGrid online database of archival collections to find archives across the United States that contain WCTU material. He then evaluated the possible archives across the US for their proximity to colleges or universities, since it seemed likely that we may be able to connect with interested professors and their students for a class project, or attract willing volunteers to visit archives on their own (see Appendix 6 for the results of his survey).

Although not one of the most promising repositories due to its low African American population, the Nevada Historical Society in Reno appears to have an almost complete run of the NV WCTU Annual Reports (the WCTU Archives only has 1929 and 1930). Olson has a contact in Reno who agreed to visit the Nevada Historical Society to explore any records they may have. Raczkowski drew up search tips on how to approach annual reports when looking for Black unions, based on feedback from summer researchers, and these were incorporated into the Data-Gathering Research Guide. He also designed a paper data collection form for potential volunteer researchers who might not be comfortable with entering data into the web-based spreadsheet (see Appendix 8).

As of September 8, 2022, our volunteer has contacted the Nevada Historical Society but has not yet begun looking at the WCTU reports.

## Goal 4: Exploring Collaborative Relationships

The Black Women in the WCTU project was conceived with collaboration in mind. Partners will include advisors, supporters (grant-funders), and historians and digital technicians involved in similar projects. The [Center for Black Digital Research](#) at the University of Pennsylvania, the [Black Metropolis Research Consortium](#) at the University of Chicago, and the [Shorefront Legacy Center](#) were always kept in mind as potential collaborators.

The Center for Black Digital Research's [Colored Conventions Project](#) is a source of inspiration for the Black Women in the WCTU project. On May 2, 2022, P. Gabrielle Foreman, the Co-Director and Founding Director of the Colored Conventions project, spoke at Northwestern University. Lori Osborne (Willard House Museum Director), Olson and Raczkowski attended the talk and Lori Osborne and Olson later met with Dr. Foreman and received insightful and encouraging feedback on the Black Women in the WCTU Project.

Along with institutional collaboration, individual collaboration has been pursued when the opportunity presents itself. For example, in August, a Trustee of the [Mount Peace Cemetery Association](#), a historic Black cemetery in Lawnside, New Jersey, reached out to the WCTU Archives for information regarding Isabel Shipley, an African American woman who was the Camden County, New Jersey Superintendent of Work Among the Colored People in the 1890s-1910s. Olson and Raczkowski then met with the trustee, Dolly Marshall, on Zoom to discuss the Black Women in the WCTU project. Discussion continues about opportunities for collaboration.

Given its geographic proximity, the Black Metropolis Research Consortium has always been a desired collaborative partner, given its mission to “connect all who seek to document, share, understand and preserve Black experiences.” Raczkowski with reaching out to start the conversation. targeted the latter half of September to reach out to coincide with the start of the University of Chicago’s Fall Quarter.

Contact has also been made with Dino Robinson, director of the Shorefront Legacy Center in Evanston. Robinson has been successful in collecting and making available the records of Black individuals, families, and institutions in the Northern suburbs of Chicago, and has expressed interest in sharing information.

## Goal 5: Building Awareness of the Project

In addition to the focus on populating the database, a focus of the Black Women in the WCTU project is raising awareness that it exists. To date, this has been done in several ways: through the Archives’ newsletter, the [Frances Willard House](#) website, social media posts, and discussions with interested parties.

The project was previewed on the Frances Willard House website in 2021 and in the newsletter at the beginning of the summer of 2022. Plans for additional awareness through the newsletter and blog are planned as the project’s staff reflect on aspects of what they’ve learned about the topic or the process.

As mentioned earlier, the Black Women in the WCTU project was also discussed with P. Gabrielle Foreman, bringing it to the attention of one of the foremost names in the Black digital research space.

Dolly Marshall’s contact in August, 2022, also promises to bring additional attention to the project. Marshall, who is researching Isabel Shipley, would like to do a zoom talk about Mrs. Shipley and her role in Camden, New Jersey and the WCTU.

We have also submitted a session proposal for the April, 2023, Midwest Archives Conference in Chicago. The goal of the panel is to share our research process with the archival community and bring awareness to the Black Women in the WCTU project.



## Goal 6: Explore Possible Data Repositories

A final goal for the Black Women in the WCTU Summer 2022 Project was to explore a place to host the database, especially while the data collection continues. The ultimate database delivery system is a decision for a later date. Raczkowski researched several options, each its own trade-offs, including costs.

Self-hosted option: The archive could host the database on its current website which is hosted by GoDaddy. However, the size of uploads and downloads are limited and the higher the limit, the greater the cost.

Custom data repository: ICPSR (the Inter-university Consortium for Political and Social Research) offers a service that allows organizations to design a custom data repository and hosts that repository itself. However, fees are prohibitive - \$4,670 per year or \$3,500 if the organization is partnered with an ICPSR member institution.

Shared data repository: There are three major data repositories in the social science space: Figshare, ICPSR, Harvard Dataverse.

- Figshare is a commercial product, its fees are not clear from its website. A call with a salesperson is necessary to learn more.
- ICPSR, run out of the University of Michigan, offers data curation as well as data storage. There is no cost to deposit data in ICPSR and there is no cost for researchers at member institutions to access the data. However, there is a \$550 fee for researchers at non-member institutions, which is waived if the Frances Willard House Museum covered the cost of curation or if the data is part of a sponsored archive.
- Harvard Dataverse has no base fees and accepts both CSV files and xlsx files. The Black Women on the WCTU database is a xlsx file that has been designed to easily be sharable as a CSV file (making it more compatible). Data is curated, and is findable by search engines. There is no fee to upload or download data. There are fees associated with technical support, although the scope of the Black Women in the WCTU project is considerably more limited than many other social science projects, making extensive technical support seem unlikely.

Given its fee structure and accessibility, Harvard's Dataverse appears to be the best candidate to move forward with. As soon as the Illinois data from the summer project is verified and reviewed, a pilot project will be launched to upload it to the Harvard Dataverse and test retrievability.



## Appendix 1: Screen Shots of Excerpts from the Illinois Database

See below for excerpts from the working copy of the Illinois Database. The highlighting shows that the race of the names has been verified. The first three screenshots are of the names database, the fourth screenshot is of the unions database.

Green indicates positive confirmation that the person was African American. Blue indicates that the person is very likely African American but cannot be conclusively shown to be so. Yellow indicates that the person is not African American. Pink indicates that the available evidence is inconclusive. White indicates that a determination has not yet been made.

Screenshot 1

last_name	last_name_source	first_name	first_name_source	alternate_name	alternate_name_source	date_of_birth	date_of_birth_s
Craigmile	Illinois Annual Report 1901 p. 189 M.		Illinois Annual Report 1901 p. 189	H. M.	Illinois Annual Report 1900 p. 174		
Cramer	Illinois Annual Report 1932 p. 103 Emma		Illinois Annual Report 1932 p. 103				
Crane	Illinois Annual Report 1931 p. 5 C.E.		Illinois Annual Report 1931 p. 91 Kathryn/Katherine		Illinois Annual Report 1933 p. 67/Illinois Annual Report 1937 p. 70		
Creese	Illinois Annual Report 1926 p. 134 Mrs. M. H.		Illinois Annual Report 1926 p. 134				
Crew	Illinois Annual Report 1921 p. 104 Mollie		Illinois Annual Report 1921 p. 104/Illinois Annual Report 1922 p. 104				
Crim	Illinois Annual Report 1927 p. 1 Florence		Illinois Annual Report 1927 p. 110				
Crockett	Illinois Annual Report 1930 p. 130 Bertha		Illinois Annual Report 1930 p. 130				
Cruningham/Cunningham	Illinois Annual Report 1922 p. 124 Mrs. Geo.		Illinois Annual Report 1922 p. 124/I Ella?		Ancestry.com 1920 United States Federal Census [database on-line]. Provo UT USA: A		
Daebelliehn	Illinois Annual Report 1917 p. 134 Herbert		Illinois Annual Report 1917 p. 134				
Dalley	Illinois Annual Report 1924 p. 1 Fannie		Illinois Annual Report 1924 p. 118				
Dale	Illinois Annual Report 1899 p. 210 Emma		Illinois Annual Report 1899 p. 210				
Danks	Illinois Annual Report 1934 p. 5 Lenora		Illinois Annual Report 1934 p. 59				
Darden	Illinois Annual Report 1924 p. 8 Ollie		Illinois Annual Report 1924 p. 86				
Davis	Illinois Annual Report 1922 p. 92/I Mrs. A.		Illinois Annual Report 1922 p. 92/Illinois Annual Report 1923 p. 100				
Davis	"Chips." Broad Ax (Chicago, Illinc Mrs. Elizabeth Lindsay		"Chips." Broad Ax (Chicago, Illinois) IX, no. 14, January 30, 1904: [4]. Readex: African American Newspapers. <a href="https://infoweb-newsbank.com/turing.libra">https://infoweb-newsbank.com/turing.libra</a>				
Davis	Illinois Annual Report 1931 p. 91/I Annie		Illinois Annual Report 1931 p. 91 Anna		Illinois Annual Report 1932 p. 104		
Dean	Illinois Annual Report 1920 p. 4/Ill Eva T.		Illinois Annual Report 1920 p. 4/Illin E.T./E.J./Eva T.		Illinois Annual Report 1920 p. 82/Illinois Annual Report 1921 p. 88/Illinois Annual Re		
Dean	Illinois Annual Report 1930 p. 130 Bessie		Illinois Annual Report 1930 p. 130				
Dere	Illinois Annual Report 1927 p. 1 Ada		Illinois Annual Report 1927 p. 112				
Derritt	Illinois Annual Report 1924 p. 86 Mollie		Illinois Annual Report 1924 p. 86				
Doanks/Danks/Doauks	Illinois Annual Report 1932 p. 1 Elнора/Lenora		Illinois Annual Report 1932 p. 103/Illinois Annual Report 1934 p. 59/Illinois Annual Report 1933 p. 67				
Donngan	Illinois Annual Report 1912 p. 216 Ida		Illinois Annual Report 1912 p. 216				
Donnigan	Illinois Annual Report 1911 p. 210 T.		Illinois Annual Report 1911 p. 210				
Dornblazer/Dornblaser	Illinois Annual Report 1925 p. 94/ Bessie		Illinois Annual Report 1925 p. 94/Illinois Annual Report 1926 p. 94/Illinois Annual Report 1927 p. 100/Illinois Annual Report 1928 p. 96				
Dudau	Illinois Annual Report 1911 p. 17 / Martha		Illinois Annual Report 1911 p. 17 / Illinois Annual Report 1916 p. 136		Edwardsville Dudau? Medicine county p. 74		p. 98

Screenshot 2

town	location_source	wctu_role	wctu_role_source	union_name	union_name_source	union_location	union_location_si
Mattoon	Illinois Annual Report 1931 p. 5 Corresponding Secretary		Illinois Annual Report 1931 p. 5 Frances Willard (Mattoon)		Illinois Annual Report 1931 p. 5 Coles and Cumberland Counties		Illinois Annual R
Joliet	Illinois Annual Report 1926 p. 134 President		Illinois Annual Report 1926 p. 134 Joliet Frances Willard		Illinois Annual Report 1926 p. 134 Will Country		Illinois Annual Re
Galesburg	Illinois Annual Report 1921 p. 104 President		Illinois Annual Report 1921 p. 104 Galesburg No. 2		Illinois Annual Report 1921 p. 104 Knox County		Illinois Annual Re
Carbondale	Illinois Annual Report 1927 p. 1 Treasurer		Illinois Annual Report 1927 p. 1 Hallie Q. Brown- Carbondale		Illinois Annual Report 1927 p. 1 Jackson County		Illinois Annual R
Danville	Illinois Annual Report 1930 p. 130 Corresponding Secretary		Illinois Annual Report 1930 p. 130 Danville (Colored)		Illinois Annual Report 1930 p. 130 Vermillion County		Illinois Annual Re
Freeport	Illinois Annual Report 1922 p. 124 President		Illinois Annual Report 1922 p. 124 East Freeport (Colored)/Eva Dean		Illinois Annual Report 1922 p. 124 Stephenson County		Illinois Annual Re
Moline	Illinois Annual Report 1917 p. 134 Treasurer		Illinois Annual Report 1917 p. 134 Frances Willard L. T. L. (Moline)		Illinois Annual Report 1917 p. 134 Rock Island County		Illinois Annual Re
Moline	Illinois Annual Report 1924 p. 1 Treasurer		Illinois Annual Report 1924 p. 1 Cuad City Union (Colored)		Illinois Annual Report 1924 p. 1 Rock Island County		Illinois Annual R
Champaign	Illinois Annual Report 1899 p. 210 President and Corresponding Secr		Illinois Annual Report 1899 p. 210 Frances Willard (P. O. Champaign)		Illinois Annual Report 1899 p. 210 Champaign County		Illinois Annual Re
Chicago	Illinois Annual Report 1934 p. 51 Treasurer		Illinois Annual Report 1934 p. 51 Banner		Illinois Annual Report 1934 p. 51 Cook County		Illinois Annual R
Wheaton	Illinois Annual Report 1924 p. 8 Corresponding Secretary		Illinois Annual Report 1924 p. 8 Dorcas		Illinois Annual Report 1924 p. 8 Cook County		Illinois Annual R
Chicago	Illinois Annual Report 1923 p. 100 President		Illinois Annual Report 1922 p. 92/I Progressive		Illinois Annual Report 1922 p. 92/I Cook County		Illinois Annual Re
Chicago	Illinois Annual Report 1931 p. 92/I President		Illinois Annual Report 1931 p. 92/I Progressive		Illinois Annual Report 1931 p. 92/I Cook County		Illinois Annual Re
Champaign	Illinois Annual Report 1920 p. 4/Ill State Superintendent Work Amon		Illinois Annual Report 1920 p. 4/Ill Ida Gill/Ida Gill (colored)		Illinois Annual Report 1920 p. 82/I Champaign County		Illinois Annual Re
Danville	Illinois Annual Report 1930 p. 130 Treasurer		Illinois Annual Report 1930 p. 130 Danville (Colored)		Illinois Annual Report 1930 p. 130 Vermillion County		Illinois Annual Re
Kankakee	Illinois Annual Report 1927 p. 1 Corresponding Secretary		Illinois Annual Report 1927 p. 1 Kankakee (Colored Union)		Illinois Annual Report 1927 p. 1 Kankakee County		Illinois Annual R
Chicago	Illinois Annual Report 1924 p. 8 Corresponding Secretary		Illinois Annual Report 1924 p. 8 Banner		Illinois Annual Report 1924 p. 8 Cook County		Illinois Annual R
Chicago	Illinois Annual Report 1932 p. 1 Treasurer		Illinois Annual Report 1932 p. 1 Banner (Chicago)		Illinois Annual Report 1932 p. 1 Cook County		Illinois Annual R
Springfield	Illinois Annual Report 1912 p. 216 Corresponding Secretary 1912-19		Illinois Annual Report 1912 p. 216 Springfield Colored/Springfield Ne		Illinois Annual Report 1912 p. 85/I Sangamon County		Illinois Annual Re
Springfield	Illinois Annual Report 1911 p. 210 President		Illinois Annual Report 1911 p. 210 Springfield (Colored)		Illinois Annual Report 1911 p. 210 Sangamon County		Illinois Annual Re
Mattoon	Illinois Annual Report 1925 p. 94/I President		Illinois Annual Report 1925 p. 94/Frances E. Willard (Mattoon)		Illinois Annual Report 1925 p. 94/ Coles and Cumberland Counties		Illinois Annual Re
Central City	Illinois Annual Report 1916 p. 136 President		Illinois Annual Report 1916 p. 136 Central City (Colored)		Illinois Annual Report 1916 p. 136 Marion County		Illinois Annual Re
Urbana?	Illinois Annual Report 1917 p. 100 Corresponding Secretary 1917-19		Illinois Annual Report 1917 p. 100 Ida Gill/Ida Gill (Colored)		Illinois Annual Report 1917 p. 100 Champaign County		Illinois Annual Re
Chicago	Illinois Annual Report 1923 p. 98 President		Illinois Annual Report 1923 p. 98 Banner		Illinois Annual Report 1923 p. 98 Cook County		Illinois Annual Re

### Screenshot 3

union_location	union_location_source	union_dates	union_dates_source	race_confirmation	race_confirmation_notes	race_confirmation_source	notes
Coles and Cumberland Counties	Illinois Annual Report 1931 p. 5	1931 1933 1937	Illinois Annual Report 1931 p. 5	Possibly African American			1408 Edgar Ave.
Will County	Illinois Annual Report 1926 p. 134	1926	Illinois Annual Report 1926 p. 134	Possibly African American			
Knox County	Illinois Annual Report 1921 p. 104	1921 1922	Illinois Annual Report 1921 p. 104	African American			128 S. West St.
Jackson County	Illinois Annual Report 1927 p. 1	1927	Illinois Annual Report 1927 p. 1	African American			
Vermilion County	Illinois Annual Report 1930 p. 130	1930	Illinois Annual Report 1930 p. 130	African American			
Stephenson County	Illinois Annual Report 1922 p. 124 1922 1923 1924	1922	Illinois Annual Report 1922 p. 124	African American			
Rock Island County	Illinois Annual Report 1917 p. 134	1917	Illinois Annual Report 1917 p. 134	Likely Not African American			
Rock Island County	Illinois Annual Report 1924 p. 1	1924	Illinois Annual Report 1924 p. 1	African American			
Champaign County	Illinois Annual Report 1899 p. 210	1899	Illinois Annual Report 1899 p. 210	Likely Not African American			
Cook County	Illinois Annual Report 1934 p. 5	1934	Illinois Annual Report 1934 p. 5	Possibly African American			5608 Grove Ave.
Cook County	Illinois Annual Report 1924 p. 8	1924	Illinois Annual Report 1924 p. 8	Possibly African American			419 Adams St. W
Cook County	Illinois Annual Report 1922 p. 92/1 1922 1923	1922	Illinois Annual Report 1922 p. 92/1	Possibly African American			1300 W. 108th St.
Cook County	Illinois Annual Report 1931 p. 92/1 1931 1932	1931	Illinois Annual Report 1931 p. 92/1	Possibly African American			5728 Calumet Av
Champaign County	Illinois Annual Report 1920 p. 4/III 1920 1921 1922 1923 1924 1925	1920	Illinois Annual Report 1920 p. 4/III	African American			414 E. Tremont St
Vermilion County	Illinois Annual Report 1930 p. 130	1930	Illinois Annual Report 1930 p. 130	African American			
Kankakee County	Illinois Annual Report 1927 p. 1	1927	Illinois Annual Report 1927 p. 1	African American			
Cook County	Illinois Annual Report 1924 p. 8	1924	Illinois Annual Report 1924 p. 8	African American			
Cook County	Illinois Annual Report 1932 p. 1	1932 1933 1934	Illinois Annual Report 1932 p. 1	Possibly African American			5608 Grove Ave.
Sangamon County	Illinois Annual Report 1912 p. 216 1912-1913	1912	Illinois Annual Report 1912 p. 216	Possibly African American			
Sangamon County	Illinois Annual Report 1911 p. 210	1911	Illinois Annual Report 1911 p. 210	Possibly African American			
Coles and Cumberland Counties	Illinois Annual Report 1925 p. 94/1 1925 1926 1927 1928	1925	Illinois Annual Report 1925 p. 94/1	Likely Not African American			2204 Prairie Ave./
Marion County	Illinois Annual Report 1916 p. 136	1916	Illinois Annual Report 1916 p. 136	Possibly African American			
Champaign County	Illinois Annual Report 1917 p. 100 1917-1918	1917	Illinois Annual Report 1917 p. 100	Possibly African American			
Cook County	Illinois Annual Report 1933 p. 98	1933	Illinois Annual Report 1933 p. 98	Possibly African American			3331 Calumet Av

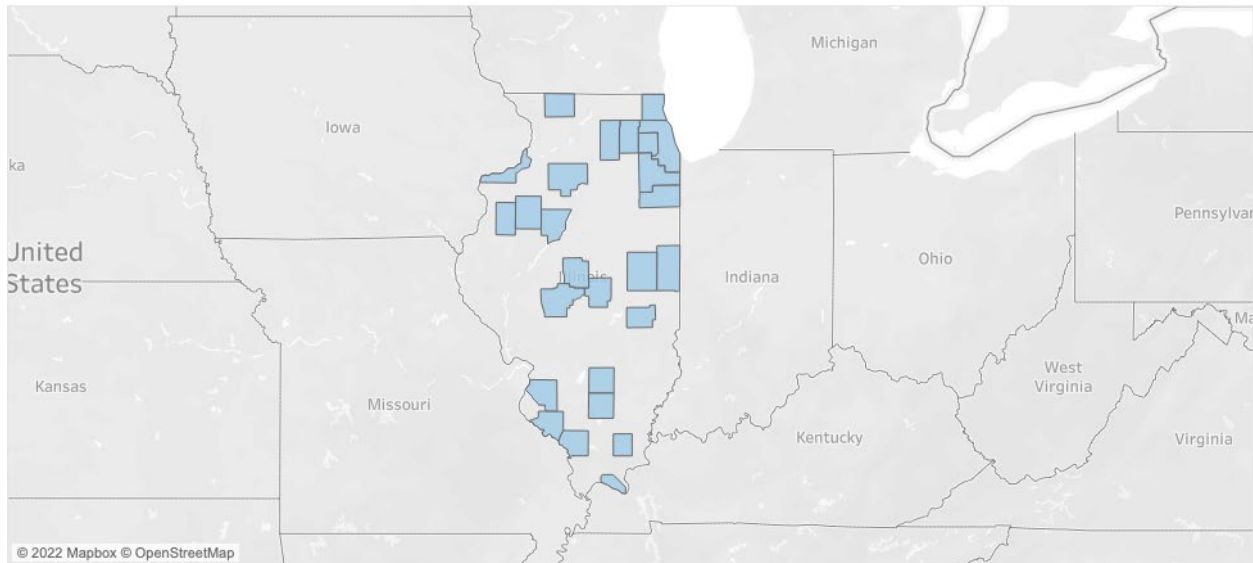
### Screenshot 4

F. E. Willard	"Twenty-Second District:	1899	Illinois Annual Report 1899 p. 73
Willard	Alexander County	1904-1905	Illinois Annual Report 1904 p. 170-171/Illinois Annual Report 1905 p. 166
Frances Willard (P. O. Champaign)	Champaign County	1899	Illinois Annual Report 1899 p. 210
Ida Gill/Ida Gill (Colored)	Champaign County	1917-1923	Illinois Annual Report 1917 p. 48 p. 100/Illinois Annual Report 1918 p. 38/Illinois Annual Report 1919 p. 45/Illinois Annual Report 1920 p. 56/Illinois Annual Report 1921 p. 66/Illinois Annual Report 1922 p. 76/Illinois Annual Report 1923 p. 86
Frances E. Willard	Coles and Cumberland Counties	1921-1923	Illinois Annual Report 1921 p. 90/Illinois Annual Report 1922 p. 90/Illinois Annual Report 1923 p. 98
Banner	Cook County	1923	Illinois Annual Report 1923 p. 98
Banner (colored)	Cook County	1921 1923	Illinois Annual Report 1921 p. 41 92/Illinois Annual Report 1923 p. 98
Dorcas	Cook County	1922 1923	Illinois Annual Report 1922 p. 92/Illinois Annual Report 1923 p. 98
Frances E. Willard Evanston	Cook County	1910-1912	Illinois Annual Report 1910 p. 170/Illinois Annual Report 1911 p. 168/Illinois Annual Report 1912 p. 176
Frances E. Willard/Willard	Cook County	1901 1904-1905	Illinois Annual Report 1901 p. 95 p. 188 / Illinois Annual Report 1904 p. 178/Illinois Annual Report 1905 p. 176
Frances Willard	Cook County	1900 1913 1923	Illinois Annual Report 1900 p. 173/Illinois Annual Report 1913 p. 128/Illinois Annual Report 1923 p. 100
Helen Hood/Helen Hood (colored)	Cook County	1920-1921	Illinois Annual Report 1920 p. 41 86/Illinois Annual Report 1921 p. 92
Progressive	Cook County	1922-1923	Illinois Annual Report 1922 p. 92/Illinois Annual Report 1923 p. 100
Strawbridge (colored)	Cook County	1921	Illinois Annual Report 1921 p. 92
Willard	Cook County	1900-1901 1904-1905	Illinois Annual Report 1898 p. 223/Illinois Annual Report 1900 p. 172 174/Illinois Annual Report 1901 p. 187 189/Illinois Annual Report 1902 p. 197 199/Illinois Annual Report 1903 p. 207 209/Illinois Annual Report 1904 p. 217 219/Illinois Annual Report 1905 p. 225 227/Illinois Annual Report 1906 p. 233 235/Illinois Annual Report 1907 p. 239 241/Illinois Annual Report 1908 p. 245 247/Illinois Annual Report 1909 p. 251 253/Illinois Annual Report 1910 p. 255 257/Illinois Annual Report 1911 p. 259 261/Illinois Annual Report 1912 p. 263 265/Illinois Annual Report 1913 p. 267 269/Illinois Annual Report 1914 p. 271 273/Illinois Annual Report 1915 p. 275 277/Illinois Annual Report 1916 p. 279 281/Illinois Annual Report 1917 p. 283 285/Illinois Annual Report 1918 p. 287 289/Illinois Annual Report 1919 p. 291 293/Illinois Annual Report 1920 p. 295 297/Illinois Annual Report 1921 p. 299 301/Illinois Annual Report 1922 p. 303 305/Illinois Annual Report 1923 p. 307 309
Willard Union	Cook County	1899-1900	Illinois Annual Report 1899 p. 198/Illinois Annual Report 1900 p. 174
Sycamore No. 2 (Colored)	De Kalb County	1922 1923	Illinois Annual Report 1922 p. 94/Illinois Annual Report 1923 p. 102
Itasca (Willard)	Du Page County	1899	Illinois Annual Report 1899 p. 201
Willard (P. O. Edgewood)	Effingham County	1898	Illinois Annual Report 1898 p. 249
Willard (Ft. Green)	Hancock County	1910	Illinois Annual Report 1910 p. 180
Mt. Vernon (Colored)	Jefferson County	1910 1912	Illinois Annual Report 1910 p. 184/Illinois Annual Report 1912 p. 188
Aurora Frances E. Willard (Colored)/Aurora Frances Willard/Frances E. Willard/Kane County	Kane County	1911 1918 1920 1922	Illinois Annual Report 1911 p. 71 p. 103/Illinois Annual Report 1912 p. 192/Illinois Annual Report 1913 p. 140/Illinois Annual Report 1914 p. 192/Illinois Annual Report 1915 p. 240/Illinois Annual Report 1916 p. 290/Illinois Annual Report 1917 p. 340/Illinois Annual Report 1918 p. 390/Illinois Annual Report 1919 p. 440/Illinois Annual Report 1920 p. 490/Illinois Annual Report 1921 p. 540/Illinois Annual Report 1922 p. 590/Illinois Annual Report 1923 p. 640
Elgin (Lucy Thurman)	Kane County	1898-1899	Illinois Annual Report 1898 p. 228 / Illinois Annual Report 1899 p. 201
Elgin Frances Willard Y.P.B.	Kane County	1922	Illinois Annual Report 1922 p. 102
Frances Willard (Col.)/Frances Willard	Kane County	1918 1920	Illinois Annual Report 1918 p. 110/Illinois Annual Report 1920 p. 98
Galesburg No. 2	Knox County	1921-1922	Illinois Annual Report 1921 p. 104/Illinois Annual Report 1922 p. 104
Frances Willard Union Lincoln/Lincoln Frances Willard Union	Logan County	1922 1923	Illinois Annual Report 1922 p. 108/Illinois Annual Report 1923 p. 118
Central City (Colored)	Madison County	1916	Illinois Annual Report 1916 p. 126

## Appendix 2: Visualizations based on the Illinois data

Figure 1

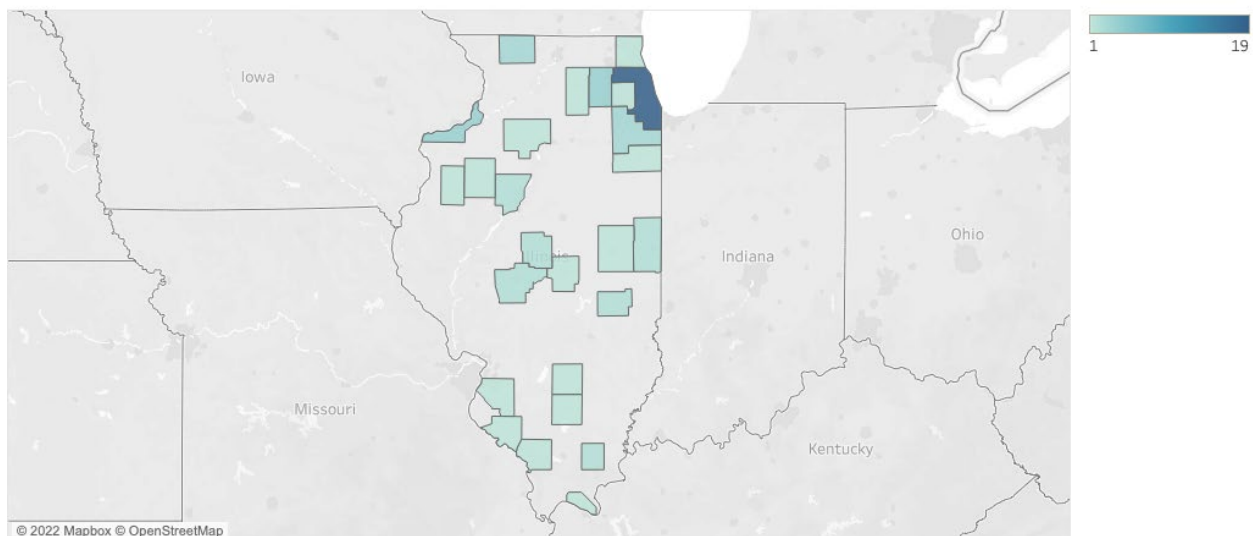
Illinois Counties with Black Unions, 1898-1950



Between 1898 and 1950, 26 counties in Illinois had at least one union whose membership was comprised of Black women. As can be seen in Figure 1, these counties were reasonably evenly distributed across the state. However, as can be seen in Figure 2, the 61 Black unions were not evenly distributed across those 26 counties. Cook County was home to the most identified Black Unions (19), with Kane and Rock Island Counties tied for second place (4), and Stephenson and Will Counties in third (3). Almost half (30) of the 61 Black unions identified that existed between 1898 and 1950 were located in Northeastern Illinois; more than two-thirds (42) were located in Northern Illinois.

Figure 2

Geographic Distribution of Local Black Unions 1898-1950

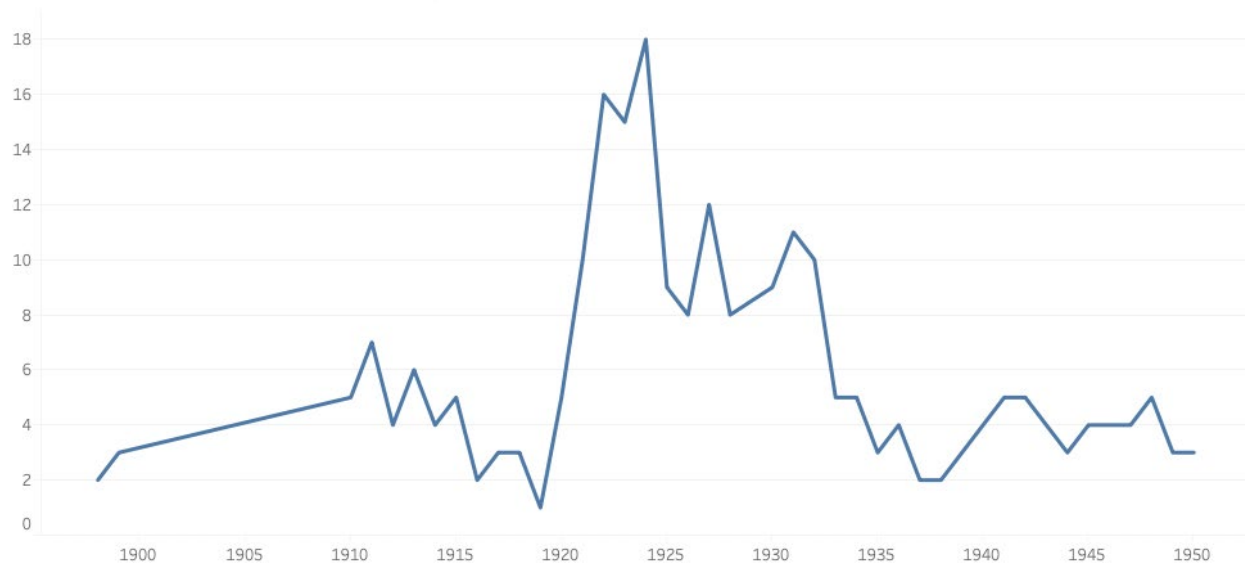


Of course, the Black unions of the Illinois WCTU existed in time as well as in space. It should come as no surprise that the number of Black Unions peaked in the early years of the Prohibition era in the United States, as can be seen in Figure 3. The years between 1922 and 1924 coincided did not just with the height of the power of the temperance

movement in the United States, but also with the reign of Eva T. Dean, who served as the Illinois WCTU's Superintendent of "Work Among Colored People" from 1920 to 1926.

Figure 3

Number of Black Unions in Illinois by Year, 1898-1950



Mrs. Dean came to the Illinois WCTU with a wealth of experience. She was active in the Baptist community and had served as an officer in the Household of Ruth, the women's arm of the Grand United Order of Odd Fellows. Dean brought energy to her role with the WCTU – in 1919 she was named a State Organizer "Among Colored People" and her hard work paid immediate dividends, as can be seen in Figure 3, explaining why she was made Superintendent of the state "Work Among the Colored People" department the following year.

As Figure 3 suggests, the number of Black Unions in any given year fluctuated considerably. This points to another point in the consideration of Illinois' Black unions existence in space and time: longevity. Black unions did not, as a rule, last long (likewise, many White unions did not last long either). Figure 4 shows the distribution of the longevity of Black unions in Illinois. Although the bulk of Black unions lasted between 1 and 5 years, the median was only 2 years.

Figure 4

Distribution of Illinois Black Union Longevity, 1898-1950



Figure 5 attempts a geo-temporal approach using the concept of "Union Years." "Union Years" is the collective number of years of all the unions in a county were active. The uneven distribution of "Union Years" shown in Figure 5 underscores that the longevity distribution shown in Figure 4 was not equally distributed geographically. Cook County naturally comes first with 68 "Union Years" for its 19 Black unions (for an average of 3.6 years per union). Will County is second with 38 "Union Years" for its 3 Black Unions (for an average of 12.7 years per union). Third place goes to Champaign County with 25 "Union Years" for its 1 Black union.

Figure 5

"Union Years" per Illinois County, 1898-1950

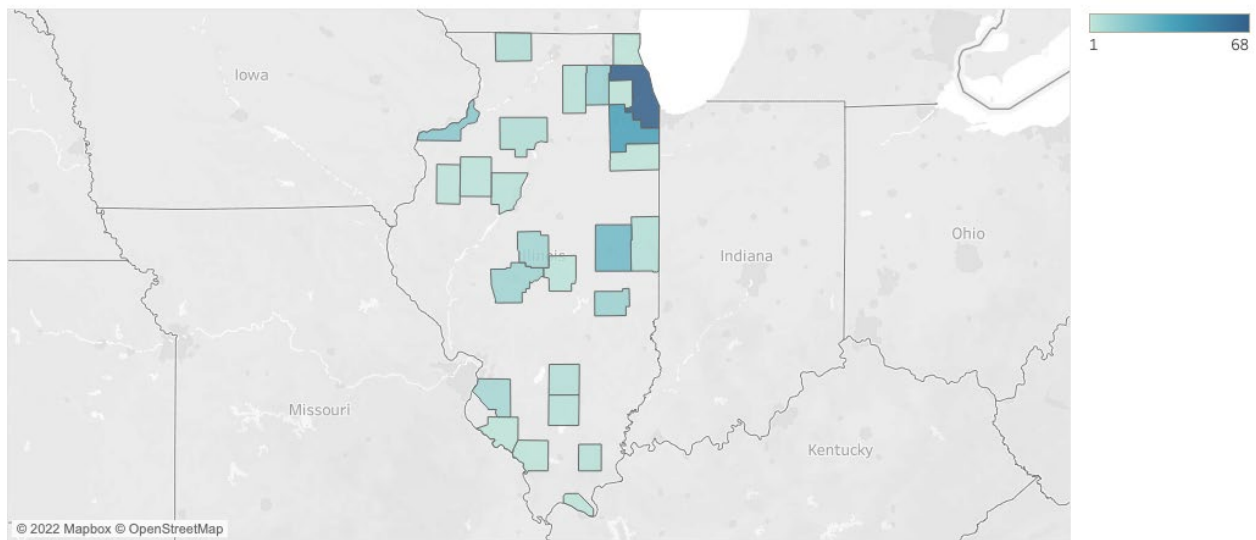
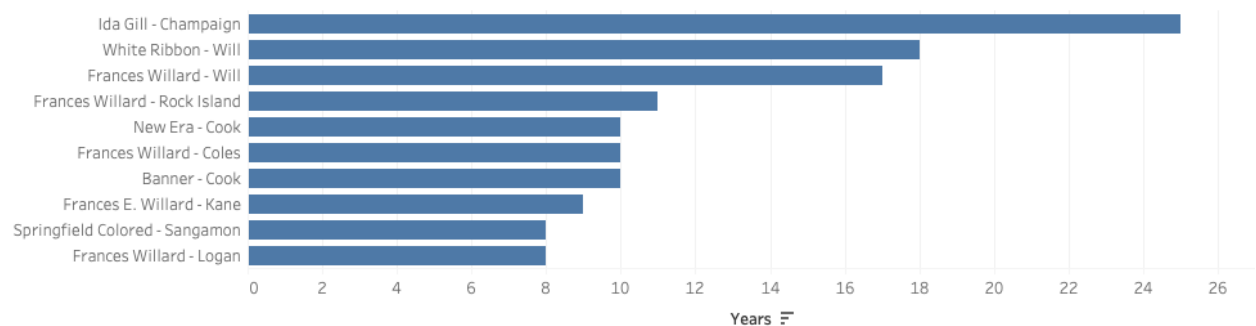


Figure 6 displays the top ten longest lasting Illinois Black unions between 1898 and 1950. The top four longest lasting Black unions were located outside of Cook County (which was the county with the highest Black population in Illinois) and only two of the top ten longest lasting Black unions were in Cook County. This suggests that a high Black population in a county was sufficient to spawn multiple unions but insufficient to sustain those unions. It took dedicated leadership and devoted members to sustain a union long term. It should come as no surprise that Eva T. Dean was a member of Champaign County's only union which was also the longest lasting by far at 25 years.

Figure 6

Top Ten Longest Lasting Black Unions, 1898-1950



These are just a few of the connections that can be drawn from the data compiled by the WCTU Archive's Black Women in the WCTU project. The hope is that the data will serve as a resource for future researchers: answering some questions and sparking many others.



## Appendix 3: Demographic Research

As researchers began collecting the names of Black women officers in the WCTU, it quickly became apparent that suspected Black unions were appearing in unexpected places, at least to our modern understanding of Illinois' demography. To put this in better context, Raczkowski drew on the tools in [Social Explorer](#) to construct heat maps of Illinois' Black population by county (expressed as a percentage of total population) using the US Census data from 1870-1940. Accompanying each map were two lists sorted in descending order, one by the percentage of a county's population that was Black and one by the size of a county's Black population.

As can be seen in the example from 1900 below, although Cook County had the highest Black population (11,570), only 0.6% of its population was Black. Alexander County had the second highest Black population in the state (2,672) but 13.8% of its population was Black, the highest in the state. Alexander County is one of the three orange counties at the southern extremity of Illinois. This confirmed what researchers were finding – several Black WCTU unions in southernmost Illinois in the early twentieth century.

Alexander County, Illinois	2672	13.8%
Pulaski County, Illinois	1218	8.4%
Boone County, Illinois	981	6.2%
Massac County, Illinois	421	3.2%
Bond County, Illinois	402	2.5%
Randolph County, Illinois	466	1.7%
Jackson County, Illinois	508	1.5%
St Clair County, Illinois	1101	1.3%
De Witt County, Illinois	235	1.2%
Clark County, Illinois	295	1.2%
Crawford County, Illinois	226	1.2%
Sangamon County, Illinois	756	1.1%
Madison County, Illinois	669	1.0%
Clinton County, Illinois	196	1.0%
Adams County, Illinois	659	1.0%
De Kalb County, Illinois	308	1.0%
Pope County, Illinois	113	0.8%
Perry County, Illinois	160	0.8%
Morgan County, Illinois	261	0.7%
Gallatin County, Illinois	118	0.7%
Will County, Illinois	527	0.7%
Williamson County, Illinois	187	0.7%
Saline County, Illinois	140	0.6%
Cook County, Illinois	11570	0.6%
Peoria County, Illinois	535	0.6%
Vermilion County, Illinois	370	0.6%
Hardin County, Illinois	40	0.5%
Livingston County, Illinois	223	0.5%
Knox County, Illinois	205	0.5%
Douglas County, Illinois	89	0.5%
White County, Illinois	110	0.4%
McLean County, Illinois	284	0.4%
Marion County, Illinois	118	0.4%
Rock Island County, Illinois	203	0.4%
Lawrence County, Illinois	60	0.4%
Coles County, Illinois	121	0.4%
Warren County, Illinois	79	0.3%
Macon County, Illinois	141	0.3%
Johnson County, Illinois	49	0.3%
Christian County, Illinois	102	0.3%
Bureau County, Illinois	123	0.3%
Henry County, Illinois	115	0.3%
Champaign County, Illinois	135	0.3%



Cook County, Illinois	11570	0.6%
Alexander County, Illinois	2672	13.8%
Pulaski County, Illinois	1218	8.4%
St Clair County, Illinois	1101	1.3%
Boone County, Illinois	981	6.2%
Sangamon County, Illinois	756	1.1%
Madison County, Illinois	669	1.0%
Adams County, Illinois	659	1.0%
Peoria County, Illinois	535	0.6%
Will County, Illinois	527	0.7%
Jackson County, Illinois	508	1.5%
Randolph County, Illinois	466	1.7%
Massac County, Illinois	421	3.2%
Bond County, Illinois	402	2.5%
Vermilion County, Illinois	370	0.6%
De Kalb County, Illinois	308	1.0%
Clark County, Illinois	295	1.2%
McLean County, Illinois	284	0.4%
Morgan County, Illinois	261	0.7%
De Witt County, Illinois	235	1.2%
Crawford County, Illinois	226	1.2%
Livingston County, Illinois	223	0.5%
Knox County, Illinois	205	0.5%
Rock Island County, Illinois	203	0.4%
Clinton County, Illinois	196	1.0%
Williamson County, Illinois	187	0.7%
Perry County, Illinois	160	0.8%
Macon County, Illinois	141	0.3%
Saline County, Illinois	140	0.6%
Champaign County, Illinois	135	0.3%
Kane County, Illinois	127	0.2%
Bureau County, Illinois	123	0.3%
Coles County, Illinois	121	0.4%
Gallatin County, Illinois	118	0.7%
Marion County, Illinois	118	0.4%
Henry County, Illinois	115	0.3%
Pope County, Illinois	113	0.8%
White County, Illinois	110	0.4%
Christian County, Illinois	102	0.3%
Douglas County, Illinois	89	0.5%
Kankakee County, Illinois	81	0.2%
Warren County, Illinois	79	0.3%
Winnebago County, Illinois	73	0.2%

## Appendix 4: Search Tips for ancestry.com

### Ancestry.com US Census Search Tips from K. Bullock and C. Rybacki

1. When performing a basic search of First Name, Last Name, Location, the site provides options on how narrow or broad to treat each search term. Best practice is to set the location search to “Exact” and allow the name searches to be broader (to allow for mis-transcription from the original handwritten records). Adjust the location search filter outward one notch at a time as necessary to widen the search.
2. The first names recorded in WCTU records and the census may vary, so critical thinking is needed. Nicknames are more often used in WCTU records than in the census or middle names are used as first names in the census but only the middle initial is listed in the WCTU record. In such situations, the address listed in the WCTU record may be the key to an identification.
3. When attempting to filter search results using the street address, It is best practice to use just the street name to narrow the search instead of looking for a house number.
4. Pay close attention to the Union name. If the Union is a known Black Union, then it increases confidence in findings.
5. If an individual with the right name is listed as white in the census, do not necessarily take it as confirmation. Given the varied ways in which race was recorded, it may be a misidentification. Check other census years for the same individual to see if she is listed consistently as white.

See *Race in US Census, Appendix 5*, for more information.



## Appendix 5: Race and the US Census

### **Notes on how race was determined by census-takers, 1870-1950**

#### [Race and the Census: The "Negro" Controversy | Pew Research Center](#)

Before 1960, the enumerators filled in the race column on the US Census form based on their visual assessment. After 1960, interviewees supplied their racial identity.

#### [1870 Census Instructions to Enumerators](#) | [1870 Instructions to Assistant Marshals \(census.gov\)](#)

Instructions on how to mark race on the census form. Very clear instructions that the “color” column should be filled out. “Be particularly careful in reporting the class mulatto. The word is here generic, and includes quadroons, octoroons, and all persons having any perceptible trace of African blood. Important scientific results depend upon the correct determination of this class in schedules 1 and 5.”

#### [1880 Census Instructions to Enumerators](#)

Instructions on how to mark race on the census form. Repeat of 1870 instructions for the “color” column.

#### [1890 Census Instructions to Enumerators](#) | [Eleventh census of the United States](#)

Instructions on how to mark race on the census form. Very specific about “black,” “mulatto,” “quadroon,” and “octoroon.” Unclear on whether enumerators asked about race or made their own determination.

#### [1900 Census Instructions to Enumerators](#)

Instructions on how to mark race on the census form.

#### [1910 Census Instructions to Enumerators](#) | [1910-instructions.pdf \(census.gov\)](#)

Instructions on how to mark race on the census form. Also has instructions for what to do if someone doesn't fall strictly into one category.

#### [1920 Census Instructions to Enumerators](#) | [1920instructions.pdf \(census.gov\)](#)

Instructions on how to mark race on the census form. Also has specific instructions about the difference between “black” and “mulatto.”

#### [1930 Census Instructions to Enumerators](#) | [1930instructions.pdf \(census.gov\)](#)

Instructions on how to mark race on the census form. The distinction between “black” and “mulatto” is gone and replaced with “negro” across the board.

#### [1940 Census Instructions to Enumerators](#) | [1940instructions.pdf \(census.gov\)](#)

Instructions on how to mark race on the census form. No distinction for mixed race persons, they are considered “negro” across the board – “no matter how small the percentage of Negro blood.”

#### [1950 Census Instructions to Enumerators](#) | [1950instructions.pdf \(census.gov\)](#)

The instructions have a hint that enumerators might be asking the race of their respondents instead of just assuming. “Assume that the race of related persons living in the household is the same as the race of your respondent, unless you learn otherwise. For unrelated persons (employees, hired hands, lodgers, etc.) you must ask the race, because knowledge of the housewife's race (for example) tells nothing of the maid's race.” Also, much more attention paid to distinctions with guidance to add footnotes describing any issues if confused. But there are hints that respondents were not always asked about their race – “A person of mixed Indian and Negro blood should be returned as a Negro, unless the Indian blood very definitely predominates and he is accepted in the community as an Indian.” (this language was also in the 1940 instructions)

## Appendix 6: Examples of Crowdsourcing and Digital History Projects

### Citizen History

Article on crowdsourced transcription projects.

<https://mw20.museweb.net/paper/citizen-history-so-close-or-too-far-current-results-from-citizen-history-and-the-problems-of-creating-participatory-projects/>

### Mapping Women's Suffrage

Project tying information on women's suffrage campaigners to their geographic location.

<https://www.mappingwomenssuffrage.org.uk/about-the-project>

<https://scholarlyediting.org/issues/39/mapping-womens-suffrage-1911-tara-morton>

### Maryland Loyalism Project

Digital archive and biographical database of Maryland loyalists.

<http://ctsdh.org/kroberts/maryland-loyalism-project-redux/index>

<https://www.amphilsoc.org/blog/announcing-maryland-loyalism-project>

<https://scholarlyediting.org/issues/39/the-maryland-loyalism-project-kyle-roberts>

### On the Books

Text mining project on Jim Crow in North Carolina.

<https://onthebooks.lib.unc.edu>

### Sharing Stories from 1977

Digital project on the National Women's Conference.

<https://sharingstories1977.uh.edu>

### Slave Streets, Free Streets: Visualizing the Landscape of Early Baltimore

Tying people to place through census and tax records and other historical documents.

<https://www.irc.umbc.edu/projects/slave-streets>

<https://earlybaltimore.org/ssfs>

### Smithsonian Transcription Center

Subsection of the Smithsonian dedicated to crowdsourcing transcriptions of historical documents.

[How Our Volunteers Shed Light on Women's History | Smithsonian American Women's History \(si.edu\)](#)

## Appendix 7: Crowdsourcing Recommendations

### Initial Proposed Targets for Crowdsourcing Pilot Project

#### Selection Methodology:

1. Searched Archive Grid for repositories of state WCTU records.
2. Used Google Maps to determine how close repositories were to universities with history departments.
3. Compared found repositories to inventory of state WCTU records in WCTU Archives.
4. Used Social Explorer to find the states' population of African Americans.
5. Drew up list of 5 initial targets based on the following criteria:
  - a. Relevance to Black Women in the WCTU project.
  - b. Best use of time:
    - i. Fills in gaps in the project so far.
    - ii. Repository contains large amount of material that the WCTU Archives has very little of.
  - c. Proximity to a university with a history department.
  - d. Population of African Americans as a percentage or raw number
    - i. Either high percentage or population above 10,000 in 1920 working from the finding that Michigan in the 1890s had African American Superintendents of Work Among the Colored People with an African American population of 15,000

#### Initial Targets for Crowdsourcing:

1. Illinois – Abraham Lincoln Presidential Library and Museum, Springfield, IL
  - a. May have missing IL Annual Reports: 1902-1903, 1904-1906, 1909
  - b. Fills in gaps of Summer 2022 project
  - c. 15-20 minute drive from the University of Illinois Springfield
  - d. 6<sup>th</sup> in terms of population and 6<sup>th</sup> in terms of percentage in 1920 (182,274 – 2.81%)
2. Georgia – Emory University Rose Manuscript, Archives, and Rare Book Library, Atlanta, GA
  - a. May have missing GA Annual Reports: 1874-1902, 1904-1906, 1909, 1914
  - b. Fills in gaps from Spring 2022 Loyola Project
  - c. On the grounds of Emory University
  - d. 1<sup>st</sup> in terms of population and percentage in 1920 (1,206,365 – 41.66%)
3. Michigan – Bentley Historical Library, Ann Arbor, MI
  - a. May have missing MI reports 1874-1885, 1888, 1895, 1902, 1925-1926, 1933, 1941
  - b. MI had African American Unions in the 1890s, this would extend search earlier in time
  - c. On the grounds of University of Michigan's North Campus
  - d. 8<sup>th</sup> in terms of population and 10<sup>th</sup> in terms of percentage in 1920 (60,082 – 1.64%)
4. Rhode Island – John Hay Library/Rhode Island Historical Society, Providence, RI
  - a. May have missing RI reports
    - i. 1890-1921 – John Hay Library
    - ii. 1875-1887, 1889 – Rhode Island Historical Society
  - b. WCTU Archives has very little on pre-prohibition RI
  - c. John Hay Library is on the grounds of Brown, RI Historical Society is just off campus
  - d. 13<sup>th</sup> in terms of population and 9<sup>th</sup> in terms of percentage in 1920 (10,036 – 1.66%)
5. Colorado – University of Colorado, Boulder, CO
  - a. May have missing CO Annual Reports: 1878-1938, 1941-1950
  - b. WCTU Archives has very little on Colorado
  - c. On the grounds of University of Colorado, Boulder
  - d. 12<sup>th</sup> in terms of population and 11<sup>th</sup> in terms of percentage in 1920 (11,318 – 1.20%)

Illinois and Georgia can help us fill gaps in work already done/ongoing. We know from looking at Michigan in the 1890s that the state organization had African American State Superintendents of Work Among the Colored Women. Rhode Island and Colorado did not have large Black populations for much of the period, but passed 10,000 by 1920 (a five digit African American population may constitute a critical mass) had when the t populations were likely concentrated, so volunteer researchers may be able to go through a lot of material quickly if guided to look for certain types of information. Of course, if they find very little, they may get discouraged, so some evidence of a Black unions in these states would be helpful to hold out hope that they might find something.

#### Other Possible Early Candidates for Crowdsourcing Not Close to Universities:

1. Virginia – Thomas Balch Library, Leesburg, VA
  - a. May have missing VA reports 1880-1950
  - b. WCTU Archives has nothing on VA before 1989
  - c. 40-45 minute drive from George Mason University or Georgetown
  - d. 3<sup>rd</sup> in terms of population and 2<sup>nd</sup> in terms of percentage in 1920 (690,017 – 29.88%)
2. Delaware – Historical Society of Delaware, Wilmington, DE
  - a. May have missing DE reports 1874-1886, 1888, 1890-1893, 1896, 1899, 1901, 1903, 1905-1906, 1915, 1924, 1946
  - b. WCTU Archives has several pre-prohibition gaps
  - c. 20-25 minute drive from University of Delaware
  - d. 10<sup>th</sup> in terms of population and 4<sup>th</sup> in terms of percentage in 1920 (30,335 – 13.60%)
3. New York – New York State Historical Documents, Albany, NY
  - a. May have missing NY reports 1874-1877, 1879-1897, 1899-1903, 1906-1907, 1911-1913, 1924, 1926
  - b. WCTU has several pre-prohibition gaps
  - c. 15-20 minute drive from the University at Albany
  - d. 5<sup>th</sup> in terms of population and 8<sup>th</sup> in terms of percentage in 1920 (198,483 – 1.91%)

#### States That Fill Large Gaps in WCTU Archives, but With Low African American Populations

1. Wisconsin – Wisconsin Historical Society and Archives, Madison, WI
  - a. May have missing WI reports 1881-1911, 1913, 1915-1916, 1918-1919, 1922-1923, 1926
  - b. WCTU Archives has large gaps in pre-prohibition WI
  - c. Just off campus of University of Wisconsin-Madison
  - d. 15<sup>th</sup> in terms of population and 18<sup>th</sup> in terms of percentage in 1920 (5,201 – 0.02%)
2. Montana – Montana Historical Society – Research Center Archives, Helena, MT
  - a. May have missing MT Annual Reports: 1883-1876
  - b. WCTU Archives has almost nothing on Montana
  - c. Quite near Helena College, University of Montana
  - d. 16<sup>th</sup> in terms of population and 16<sup>th</sup> in terms of percentage in 1920 (1,658 – 0.30%)
3. Nevada – Nevada Historical Society, Reno, NV
  - a. May have missing NV Annual Reports: 1887-1928, 1930-1950
  - b. WCTU Archives has almost nothing on Nevada
  - c. Practically on the grounds of University of Nevada, Reno
  - d. 18<sup>th</sup> in terms of population and 14<sup>th</sup> in terms of percentage in 1920 (346 – 0.45%)

#### Proposed next steps:

1. Seek to identify any Black Women in state reports in WCTU's possession for the proposed states.
2. Identify faculty that could help identify interested students.
3. Complete a generic Research Manual showing what to look for and how to fill out the data-gathering form (spreadsheet or paper)

## Appendix 8: Data-Gathering Guide



*Francis Willard*

HOUSE MUSEUM and ARCHIVES

*At the Center for Women's History and Leadership*

### Data-gathering for "Black Women of the WCTU"

By Janet Olson rev Sept 2022

#### The Organizational and Administrative Structure of the WCTU

1. Understanding the WCTU structure:
  - a. It was set up from the beginning as a decentralized but structured administrative system:
  - b. The basic admin structure was
    - i. Officers: Pres, VP, Corresponding Sec'y, Treasurer
    - ii. Superintendents of Depts
    - iii. Local Union
  - c. This structure existed at the National, State, County or Legislative District levels
  - d. Depending on the size of the local Union, it would set up the Officer-level positions; it might establish Depts or just Committees
2. Although the structure was standardized, the management at each level was more autonomous, so that each Union could feel empowered to address specific local needs while following leads from the next level up the chain.
3. Reporting: The corresponding sec'y was the reporting member
  - a. At the local level, she would take the minutes for her Union's meetings (usually handwritten)
  - b. The activities of the Unions at local level would be noted in reports from the County or Legislative District, then transmitted to the State
  - c. The State Corresponding Sec'y would compile the minutes to produce (usually) annual State reports (produced after the state's Annual convention)
  - d. National Meeting Minutes, published after the national Annual convention, would include summaries of State reports, usually broken up by Department. The National Corresponding Sec'y's Annual Report would include a brief statement at the State level; this would be followed by summaries of the state-by-state work of the various Departments.

#### WCTU Archives Sources

State and National Minutes are printed.

The WCTU Archives has ALL National minutes from 1874-2019

The WCTU Archives has incomplete runs of State annual minutes (per our old inventory)

The WCTU Archives has random (mostly post-1930) handwritten local or county-level minutes (also mostly listed on our old inventory)

#### Other sources only in the Archives:

State histories (usually short & biased)

The Union Signal newspaper index (search by woman's name)

Assorted state-level ephemera (convention programs, directories)

#### You will be looking closely at State Reports

Where to look for Black women's presence in State Reports:

There are five main areas in a state annual report where information about potential African American unions of the WCTU can be found:

- List of State officers – this is usually found on the first few pages. Under the heading "Superintendents of Departments," look for something akin to "Work Among Colored People."
- List/Directory of Local Unions – usually toward the end of the report. The list of unions is usually the best source for names of African American women, provided that the union is either listed as "colored" or is referenced in a departmental report or the Treasurer's Report as being a "colored" union. If the list of unions is broken down by county, there may also be county officers of "Work Among Colored People" that can be found here.

1

- Look through the Corresponding Sec'y's report, usually a county by county summary
- Treasurer's Report – In some states the dues collected from each union are listed and often African American Unions will be labeled as "colored" unions in the treasurer's report even if they aren't labeled as such in the lists of county and local unions. This provides a clue that there are Black unions in the state.
- Reports of Departments – a good portion of the annual report is taken up by the reports of the various departments. If there is a department for "Work Among Colored People" in a given year, the report of that officer may appear in the departmental reports section and may contain additional names or insights on additional African American unions.

You can recognize a probable Black union if

- it's called "colored;"
- or is designated [town name] #2 (this can be deceptive, because a city may have more than one white union); or is named for Lucy Thurman, Frances Harper, Frances Willard, Sojourner Truth, or another (usually Black) woman). In those unions at the town level, the officers will PROBABLY be black. (See two examples from Pennsylvania—each with 2 names and locations to add to the database)

Directory of Unions. 1884

*The Names and Addresses of County Presidents, are list of State Vice Presidents, page 3.*

Allegheny County.		
Time and Location.	President.	Corresponding Secretary.
Pittsburgh—Central.	Mrs. Wm. M. Gornley.	Mrs. R. H. Jones.
	66 North Ave., Allegheny.	207 Main Street.
East End.	Mrs. W. C. Morland.	Mrs. W. V. Hughes.
	Forbes Street.	Larimer Avenue.
St. Washington.	Mrs. A. P. Beyce.	Mrs. E. J. McMillen.
South Side.	Mrs. Margaret Youngson.	Mrs. D. C. Williams.
	Southfield Street.	21st St. and Wright's Ay.
Odorod.	Mrs. Bettie Parker.	Mrs. R. J. Smith.
Lavrenesville.	Mrs. L. S. Johns.	Mrs. W. H. Wrigley.
Allegheny.	Mrs. F. L. Swift.	Mrs. E. D. C. Mair.
	233 North Avenue.	North Diamond St.
Franklin.	Mrs. R. D. Bowman.	
Hamstead.		Mrs. Olive Ilse.
Hamfield.	Mrs. W. J. Phillips.	Mrs. J. R. McKee.
McKeesport.	Mrs. A. M. Bailey.	Mrs. J. R. Harrison.
Hamfield Valley.	Mrs. Joseph Ramsey.	Mrs. S. T. Mitchell.
San Texas.	Miss Eleanor Grubbs.	Miss Sarah Grubbs.

DELAWARE COUNTY. 1889

Aspen	Mrs. Bella H. Oliver.	Mrs. Mattie B. Middleton.
	141 W. Third St., Chester	Village Green
Eastel	Mrs. Esther A. McGaughrin.	Miss Thebe A. Green.
	Booth's Corner	Booth's Corner
Chester.	Mrs. Hannah P. Roberts.	Miss Carrie W. Wilson.
	523 W. Sixth St., Chester	20 E. Fourth St., Chester
Chester No. 2	Mrs. Miriam W. Honey.	Mrs. A. Macchall.
	415 Ulrich St., Chester	
Clifton	Mrs. Martha A. Emery.	
Collingdale	Miss Hannah P. Supplee.	Mrs. E. A. Needham.
Cheverand	Mrs. Hannah H. Palmer.	Mrs. Hannah B. Higgins.
	Concordville	Ward P. O.
Concord No. 2	Mrs. Mary H. Carter.	Mrs. R. A. Fairfax.
Crozierville	Miss Maggie Vance.	Miss Lizzie Riddle.
	Markham	Glen Riddle
Derby	Mrs. Emma L. McConnell.	Mrs. Clara A. Shrigley.
Rockstone.	Mrs. Sarah B. Phipcraft.	Mrs. Lillian H. Maris.
	Colewyn	Lansdowne
Penrwood	414 E. Broad St., Chester	316 E. Broad St., Chester
	Mrs. J. R. Cramer.	
	Yeadon	
Frances E. W. Harper.	Mrs. Bertha Richardson.	Mrs. Eliza A. Parker.
	25 Edward St., Chester	302 1/2 Ulrich St., Chester
Lansdowne	Miss Anna Woolman.	Mrs. Gertrude H. E. Price

- from the 1884 report, we see Mrs. Bettie Parker (President) and Mrs. R.J. Smith (Corresponding secretary) of the union titled "Colored" in central Pittsburgh, Allegheny County
- in 1889, we see Mrs. Bertha Richardson (Pres., home address on Edward street) and Mrs. Eliza Parker (corres sec'y?, home address on Ulrich st), in Chester, Yeadon (maybe a township?), Delaware County

NOTE: it can be hard to verify color at the State or National level unless there's a specific reference to "race" "colored" or "Negro". That's where searching in the Census records can help. See below in External Sources.

## External sources

**Census records** can help confirm the race of the woman you are researching. Get to it through [Ancestry.com](https://www.ancestry.com)

### Historic Newspapers through Northwestern's and Loyola's Libraries:

Each of these subscription databases contains a different group of newspapers. Most of the databases listed can be searched globally across the newspaper titles included in the database; for some you will need to select the newspaper to do the search.

Try global searches for "WCTU," "W.C.T.U.," "temperance," "Woman's Christian Temperance Union," "Frances Willard"; also search for individual names as you come across them in other sources. For example, in the **Newsbank/Readex African American Newspapers Series**, a general search of the entire database, not limited by state, with the search term "W.C.T.U" brought up 1081 results. "Womans Christian Temperance Union": 165 results.

This link gets you to the list of Historical Newspapers

Northwestern's Library: <https://libguides.northwestern.edu/c.php?g=418334&p=2851236>

Loyola's Library: <https://libguides.luc.edu/c.php?g=49696&p=7225057>

These newspaper databases have specific sections for African-American newspapers:

Newsbank/Readex African-American Newspapers

Chronicling America

19<sup>th</sup> century Newspapers

The Chicago Defender

Note: Proquest Historical Newspapers also includes the Defender

Example: list of Georgia newspapers included in Newsbank/Readex African Newspapers:

<input type="checkbox"/> Atlanta Age	USA - Georgia - Atlanta	1900-01-13 - 1900-01-13
<input type="checkbox"/> Weekly Defiance	USA - Georgia - Atlanta	1882-10-24 - 1883-02-24
<input type="checkbox"/> Augusta Union	USA - Georgia - Augusta	1900-01-27 - 1900-01-27
<input type="checkbox"/> Colored American	USA - Georgia - Augusta	1865-12-30 - 1866-01-13
<input type="checkbox"/> Loyal Georgian	USA - Georgia - Augusta	1866-01-20 - 1868-02-15
<input type="checkbox"/> Columbus Chronicle	USA - Georgia - Columbus	1900-01-27 - 1900-01-27
<input type="checkbox"/> Macon Sentinel	USA - Georgia - Macon	1900-01-27 - 1900-01-27
<input type="checkbox"/> Savannah Tribune	USA - Georgia - Savannah	1875-12-04 - 1922-12-28
<input type="checkbox"/> Savannah Weekly Echo	USA - Georgia - Savannah	1883-08-26 - 1884-02-10

Example: Illinois newspapers in Chronicling America:

#	A	B	C	D	E	F
7	Illinois	Appeal	sn83016810	1889	1923	1558
8	Illinois	broad ax	sn84024055	1895	1927	1661
9	Illinois	Chicago Illinois idea	sn90053126	1916	1916	1
0	Illinois	Chicago reflector	sn91055768	1897	1897	1
1	Illinois	Chicago whip	sn86056950	1919	1931	177
2	Illinois	Chicago world	sn91055455	1934	1950	61
3	Illinois	forum	sn86086415	1906	1917	395
4	Illinois	Illinois times	sn88061252	1949	1963	132
5	Illinois	Metropolis weekly gazette	sn89080007	1911	1922	426
6	Illinois	Metropolitan news	sn91055359	1935	1937	12
7	Illinois	Robbins eagle	sn2008060212	1951	1963	161
8	Illinois	Sunday Chicago bee	sn82015409	1938	1946	12
9	Illinois	Western appeal	sn83016811	1885	1888	84

Remember to look only at state newspapers that cover relevant dates!

#### Other online sources:

*Lifting as They Climb*, by Elizabeth Lindsay Davis (1933) through HathiTrust:

<https://catalog.hathitrust.org/Record/004559838> Many women belonged to this organization as well as the WCTU. The book includes many bio sketches —search “WCTU”

Alexander Street’s database of Black women involved in the suffrage movement helps gather more names—best for checking names as you find them, since their database doesn’t seem to be searchable

Assorted Encyclopedias of Black biography (online & searchable)—see if there’s one for your state



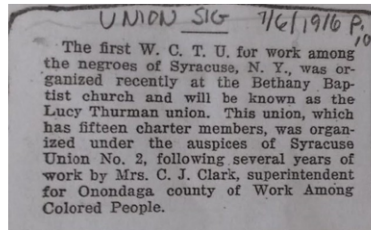
## What information are we gathering? What are the spreadsheet fields?

last\_name  
 last\_name\_source  
 first\_name  
 first\_name\_source  
 alternate\_name  
 alternate\_name\_source  
 date\_of\_birth  
 date\_of\_birth\_source  
 date\_of\_death  
 date\_of\_death\_source  
 state\_1  
 state\_1\_abbr  
 state\_2  
 state\_2\_abbr  
 home\_town  
 home\_town\_source  
 wctu\_role  
 wctu\_role\_source  
 union\_name  
 union\_name\_source  
 union\_location  
 union\_location\_source  
 union\_dates  
 union\_dates\_source

race\_confirmation  
 race\_confirmation\_notes  
 race\_confirmation\_source  
 notes  
 notes\_source  
 researcher\_name

### External sources

#### Gathering data: An example from the Union Signal newspaper



For data gathering from this example, we get the following:

- State: New York
- Last name: Clark
- First name: C. J., Mrs.
- Role: Superintendent of Work among Colored People for Onondaga County
- Date/s: 1916
- Union: Lucy Thurman Union, under the auspices of Syracuse Union #2
- Union Location: Bethany Baptist Church
- Date/s of Union: 1916
- Source: Union Signal Newspaper, July 6, 1916, page 10

see Style Guide on next page for details on data entry

WCTU Database 3.1 Style Guide  
Adam Raczkowski, June 2022

1. **No commas ever.** If you run into a situation where you feel you have to use a comma for clarity then use a hyphen with a space on either side (i.e. “ – “). The database will be accessible to researchers as a csv (comma separated value) file and any commas within cells will skew the database, distributing data into the wrong columns.
2. State names should be written out (i.e. Tennessee) and not abbreviated
  - a. Unless you are specifying which state a city is in within a cell. Then states should be abbreviated following the two digit postal abbreviation system (i.e. Memphis TN).
3. Dates should use hyphens and not backslashes (i.e. 11-4-1894 NOT 11/4/1894).
4. When specifying a range of dates in a cell - a hyphen should be used (i.e. 1887-1889).
5. Non-consecutive dates should be separated by a space (i.e. 1886 1902 1906 1910-1914).
6. Distinct thoughts/statements/sources within a cell should be separated with a backslash (i.e. Union Signal 4-5-1922:13/ Union Signal 4-22-1944:11).
7. If multiple volumes of a series are bound together in one book then treat each volume as separate (i.e. information from the book Illinois Annual Reports 1899-1903 should be cited as the report for the year the information was drawn from – Illinois Annual Report 1900 p. 71).
8. When citing different pages of the same source use spaces to separate citations to different pages (i.e. Illinois Annual Report 1900 p. 71 103 129).
9. When citing a different volume of the same series in the same row the full name should be used each time (i.e. Illinois Annual Report 1900 p. 71/ Illinois Annual Report 1901 p. 170).
10. Parentheses should not be used with dates.
11. Do not use the hashtag (#) to abbreviate the word number. The abbreviation “No.” should be used as it was at the time (i.e. Georgia No. 2 Union NOT Georgia #2 Union).

See the following report for an example of how the data can be used.

Note: the data in this paper, produced in February 2022, is based on the initial compilation of 500 names that was completed in 2021. This paper was prepared for a class and is presented here for reference only. Please do not cite or distribute.

## African American WCTU Unions

Adam Raczkowski

2/19/2022

### Contents

Women's Christian Temperance Union's African American Unions . . . . .	1
Number of African American WCTU by State . . . . .	1
African American WCTU Unions Earliest Known Date of Existence . . . . .	2
Known Leaders per State . . . . .	3
Known Leaders per State Compared to African American Unions per State . . . . .	4
Conclusion and Next Steps . . . . .	4

### Women's Christian Temperance Union's African American Unions

The Women's Christian Temperance Union was founded in 1874 and saw alcohol as the root cause of many social problems. It promoted prohibition of the manufacture and sale of alcohol, putting it at the forefront of the campaign that eventually led to the passage of the Nineteenth Amendment.

Under its second president, Frances Willard, the WCTU grew into the largest women's organization in the world. As it grew, it also became more interested in women's rights in general, including women's suffrage.

Willard was a formidable organizer and a shrewd politician. She was forever seeking to expand the movement and bring more women into the fold. This led to the contradictory attempts to enroll African American women and southern women into the WCTU. These contradictory attempts would be highlighted when Willard was called to account by Ida B. Wells for failing to denounce the lynching of African Americans (see the Frances Willard House Museum and Archives digital exhibit Truth Telling for more information).

The WCTU Archives has begun a project to identify African American women who held leadership roles in the WCTU from its founding until 1950. This project has only recently begun, but has resulted in the collection of over 500 names. Presented here is a preliminary look at some of the data.

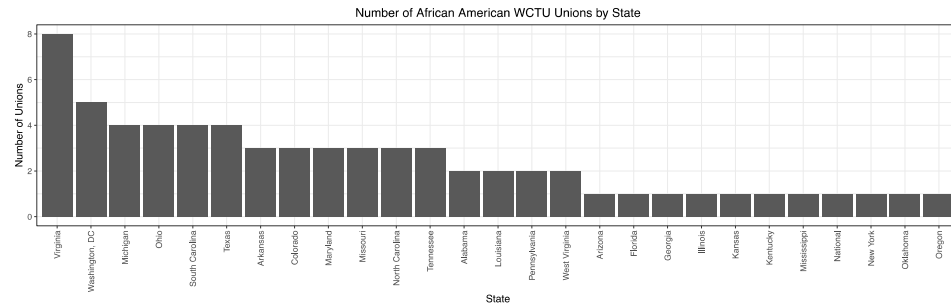
### Number of African American WCTU by State

As can be seen in the graph below, the data collected to date has identified African American WCTU unions in 26 states (Washington, DC is counted as a state for the purposes of this discussion for ease of terminology). Research has also uncovered one national union that dates from more than a dozen years after prohibition, a reminder that the WCTU continued its mission even after repeal.

As can be seen from the graph, Virginia had by far the highest number of African American unions with 8, followed by Washington, DC with 5. Of the 16 states with more than 1 African American union, half of them were former members of the Confederacy and 4 more were states where slavery had been legal (Washington, DC, Maryland, Missouri, and West Virginia). Rounding out the top 16 were Michigan, Ohio, Colorado,

and Pennsylvania. Colorado is perhaps the only surprising state on the list, as most common beliefs around African American population statistics do not place Colorado high on the list.

Of course, there were many African Americans living in the south, so naturally we should expect to see a higher concentration of unions in that region. However, as mentioned in the introduction, the WCTU was not just about temperance, but women's rights more generally. This may suggest that African American women were drawn to the WCTU's rhetoric on women's rights. Additionally, as a women's organization, the WCTU provided the opportunity for women to assume leadership roles, something that many African American women would have lacked.



### African American WCTU Unions Earliest Known Date of Existence

When looking at the graph and the table of the available data on African American WCTU Unions, one is immediately struck by the spike in the late 1940s. As this data represents an ongoing data collection project, it may be that even more data is yet to be found that will re-balance the dates of the establishment back toward the expected pre-prohibition era. It is important to keep in mind that these dates represent the earliest known date for the existence of a union in the records so far uncovered.

Although the data shows 17 African American unions clustered in the late 1940s, there are 44 unions with earliest known dates between 1900 and 1917. This is when we would expect to see a spike in the establishment of African American unions, since this was the era when temperance was rapidly gaining traction.

Of course, we must keep in mind that the data clustered in the late 1940s may represent African American unions that were founded earlier, but poorly documented.

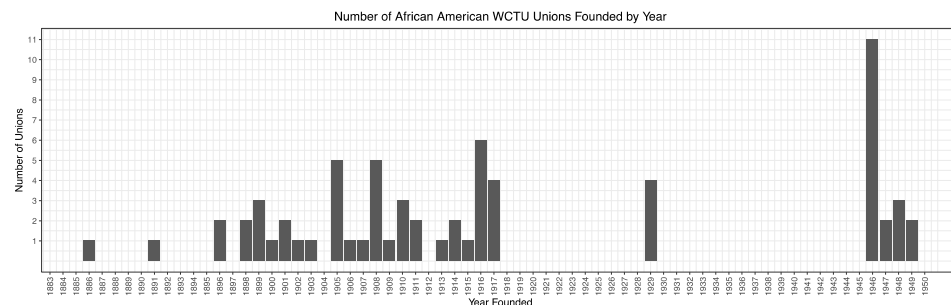


Table 1: Number of African American WCTU Unions Founded by Year

Year	Number of Unions Founded
1886	1
1891	1
1896	2
1898	2
1899	3
1900	1
1901	2
1902	1
1903	1
1905	5
1906	1
1907	1
1908	5
1909	1
1910	3
1911	2
1913	1
1914	2
1915	1
1916	6
1917	4
1929	4
1946	11
1947	2
1948	3
1949	2

### Known Leaders per State

Using the data that has been collected, it is possible to calculate the number of known leaders (the number of individual women who held various leadership positions during the union's existence) per state. See the graph below. As mentioned, data collection is still in process, so this early look at the data is certainly skewed.

Interestingly, the 14 states with the most known leaders are all former slave states. Again, this may be due to the fact that a higher proportion of African Americans lived in former slave states. Additionally, it may mean that the African American WCTU unions in the south are better documented than those in the north. Finally, this may be merely mean that the southern data sources in the WCTU Archives for African American unions are more extensive.

## Appendix 9: Paper Data Collection Form

First Name	Last Name	Race Confirmation (circle one)  African American  Possibly African American  Likely Not African American  Unconfirmed
Union Name	Union Location	
Street Address	Town	County
WCTU Role(s) and Date(s)		
Source(s)		
Notes		

## Appendix 10: Acknowledgements

### Pilot Project #1:

Many thanks to the Loyola Public History Department for funding intern E. Schmidt to test out methodology (Winter 2021); and to Northwestern University's Chicago Humanities Initiative for funding graduate student intern A. Perkins to build on the initial steps and systematically go through the on-site resources (summer, 2021)

### Pilot Project #2:

Many thanks to Loyola Public History professor Elizabeth Fraterrigo and the 18 grad students who industriously did the gathering and initial interpretation of results and provided helpful feedback. Also thanks to University of Chicago grad student Adam Raczkowski for volunteering to serve as registrar/project manager--and for submitting a successful proposal for a summer internship to continue this work.

### Pilot Project #3:

Many thanks to the institutions that funded our summer graduate-student interns: University of Chicago (GGI Pitch program) and Northwestern University (Chicago Humanities Initiative) And to our hardworking and creative volunteers and interns, Karl Bullock, Liz Morris, Adam Raczkowski, and Chloe Rybacki

.....

Additional thanks to Kate Masur, Joan Johnson, and Ruth Curry (Northwestern); Elizabeth Fraterrigo and Pat Mooney-Melvin (Loyola-Chicago), P. Gabrielle Foreman (Penn State), Rachel Bohlmann (Notre Dame), and Leslie Dunlap (Willamette)